

HIGH COURT FOR THE STATE OF TELANGANA::HYDERABAD

NOTIFICATIONS(9) NOS: 1/2019-RC TO 9/2019-RC, DATED 31.07.2019 FOR DIRECT RECRUITMENT TO THE POSTS IN THE TELANGANA JUDICIAL MINISTERIAL SERVICE

USER MANUAL FOR FILLING ONLINE APPLICATION

Note

Read the notification carefully before applying online application

Recommended browser to fill in the Application Form

Internet Explorer (version 11 and above) or

Mozilla Firefox (version 50 and above) or

Google Chrome (version 52 and above)

Note: Please ensure pop-ups are not blocked in the browser used for the Online Application.

Instructions

Read below instructions carefully

The Application contains two parts Part A and Part B. You must complete both Part A and Part B to apply for Telangana Judicial Ministerial and Subordinate Services posts.

PART A (Registration Form) – For One Time Profile Registration (OTPR)

- 1) Candidate has to fill mentioned details and submit the registration form.
- 2) Once the registration is successful, Candidate will receive the One Time Profile Registration ID (OTPR ID) and Password on the registered Mobile Number and Email ID (If provided).
- 3) Candidate has to use OTPR ID and Password to login and apply for the Posts.
- 4) Once the registration is done, details cannot be changed.
- 5) Candidate can apply for all eligible Posts in all Districts with the same One Time Profile Registration ID (OTPR ID). Separate Application number will be generated for each Post and District applied.

PART B (Application Form)

- 1) Login using your One Time Profile Registration ID (OTPR ID).
- 2) Select Post, Judicial District and fill the application.
- 3) Upload recent Photograph and Image of Signature.
- 4) Submit the application form to proceed to Fee Payment.
- 5) Make the Fee Payment through Debit Card/Credit Card/Net Banking/Offline Challan (TSOnline Centers)
- 6) On successful payment, candidate will receive the application number on email ID/Mobile number.

Note

- 1) Application is accepted only after completing Part A and Part B
- 2) Candidate can use same OTPR ID and Password to apply for another eligible post.
- 3) In case of any queries, please contact help desk.

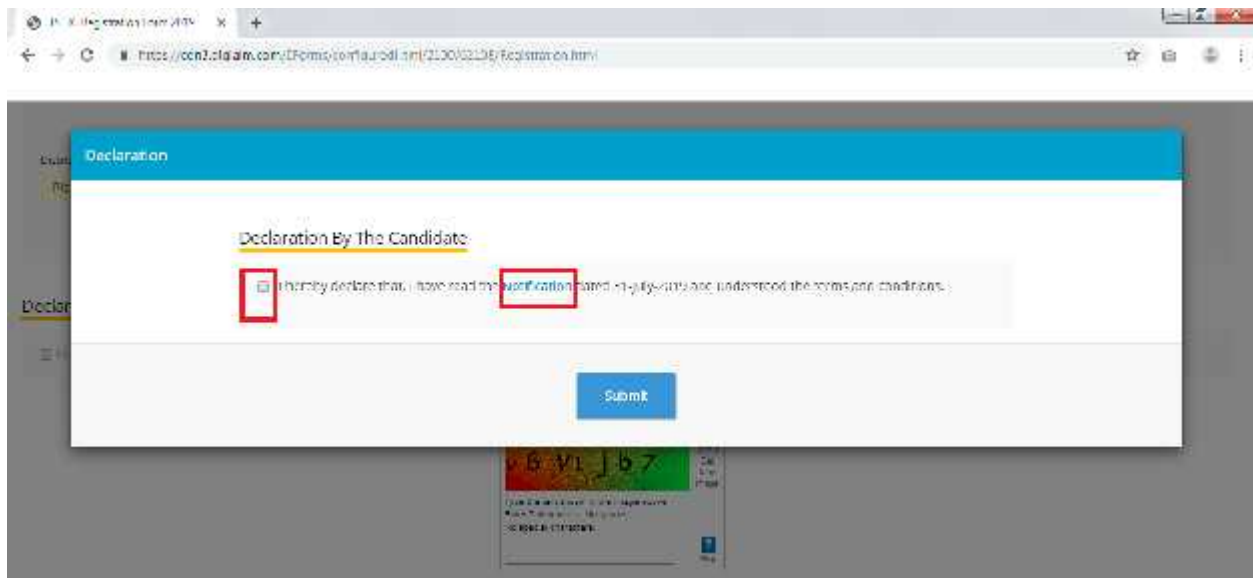
Candidate who is applying for the first time has to mandatorily complete the Registration process. Post completion of this process candidate will receive the User ID (OTPR ID) and Password to the registered mobile number and email id (if provided). After receiving the OTPR ID and Password candidate can login and apply any number of eligible Posts in any eligible District.

Below are the steps for Registration-

Step 1: Open below link in the browser (Mozilla Firefox/ Google Chrome/ Internet Explorer)

<https://cdn3.digialm.com/EForms/configuredHtml/2130/62108/Registration.html>

Click on the small box and then click on submit. To read the notification you can click on the “Notification” with blue color letters.



Step 2: Read the instructions and click on Close

Instructions

Note

Recommended browser to fill in the Application Form

- Internet Explorer (version 11 and above) or
- Mozilla Firefox (version 50 and above) or
- Google Chrome (version 52 and above)

Instructions

Read below instructions carefully, Fields marked with * are mandatory.

The Application contains two parts Part A and Part B. You must complete both Part A and Part B to apply for Telangana Judicial Ministerial and Subordinate Services posts.

PART A (Registration Form) – For One Time Profile Registration (OTPR)

- Candidate has to fill mentioned details and submit the registration form.
- Once the registration is successful, Candidate will receive the One Time Profile Registration ID (OTPR ID) and Password on the registered Mobile Number and Email ID (if Provided).
- Candidate has to use OTPR ID and Password to login and apply for the Posts.
- Once the registration is done, details cannot be changed.
- Candidate can apply for all eligible Posts in all Districts with the same One Time Profile Registration ID (OTPR ID). Separate Application number will be generated for each Post and District applied.

PART B (Application Form)

- Login using your One Time Profile Registration ID (OTPR ID).
- Select Post, Judicial District and fill the application.
- Upload recent Photograph and Image of Signature.
- Submit the application form to proceed to Fee Payment.
- Make the Fee Payment through Debit Card/Credit Card/Net Banking/Offline Challan (TSOnline Centers).
- On successful payment, candidate will receive the application number on email ID/Mobile number.

Note:

- Application is accepted only after completing Part A and Part B.
- Candidate can use same OTPR ID and Password to apply for another Eligible post.
- In case of any queries, please contact help desk.

Close

Mobile Number* Confirm Mobile Number* Email ID Confirm Email ID

Mobile Number Confirm Mobile Number Email ID Confirm Email ID

Step 3: Filling registration form (Part – A)

HIGH COURT FOR THE STATE OF TELANGANA

HYDERABAD

Note -
 Kindly use Internet Explorer (version 11 and above) or Mozilla Firefox (version 50 and above) or Google Chrome (version 52 and above) to fill the Application Form.
 Fields marked with * are mandatory.

Read the below instructions carefully, before filling the form:

One Time Profile Registration (OTPR)

- 1) Candidate has to fill mentioned details and submit the registration form.
- 2) Once the registration is successful, Candidate will receive the One Time Profile Registration ID (OTPR ID) and Password on the registered Mobile number and Email ID (if provided).
- 3) Candidate has to use OTPR ID and Password to login and apply for the Posts.
- 4) Once the registration is done, details cannot be changed.
- 5) Candidate can apply for all eligible posts in all Districts with the same One Time Profile Registration ID (OTPR ID). Separate Application number will be generated for each Post and District applied.

1) Registration Details

Personal Details

Which floor are you applying for? *

Office Subordinate (In-office) Other Floor

Name of Institution/Center? *

Relationship? *

Officer Worker Graduate

Date of Birth (DD/MM/YYYY) *

Age in years (DD/MM/YYYY) *

Where (Monthly) DOJ? *

As mentioned in the Candidate's Birth Certificate

Gender? *

Male Female Transgender

Category? *

No changes will be entertained after you complete the registration.

Are You a Physically Handicapped person? *

Yes No

Are you an Ex-Servicic Person? *

Yes No

Mobile Number? *

Confirm Mobile Number? *

E-mail ID? *

Confirm Email ID? *

Address for Communication

Address Line 1? *

Address Line 2? *

Pincode? *

State? *

District? *

City? *

Pincode? *

Residence Address same as Communication Address? *

Yes No

Permanent Address

Address Line 1? *

Address Line 2? *

Pincode? *

State? *


District? *

City? *

Pincode? *

Declaration By The Candidate

I declare that the information furnished by me is correct.



Version 13.07.21

Fill registration form with below details

1. Which Post are you applying for?

Select Office Subordinate (Attender) if you are applying for attender post

Select Other Posts if you are applying for Process Server, Typist, Copyist, Examiner, Field Assistant, Junior Assistant, Record Assistant and Stenographer Grade – III

Which Post are you applying for? *

Office Subordinate (Attender) Other Posts

2. Name as per VIIth Class/ Birth Certificate – In case of Office Subordinate Post
Name as in SSC/Equivalent or Birth Certificate – In case of Other Posts

Name as per VIIth Class/ Birth Certificate *

ARJUN

3. Name of Father/Mother/Guardian

Name of Father/Mother/Guardian *

ARNAV

4. Relationship

Relationship *

Father Mother Guardian

5. Date of Birth (DD/MM/YYYY)

Please go through the Age eligibility criteria described in the Notification thoroughly before filling this field

As mentioned in VIIth Certificate/ Birth Certificate – In case of Office Subordinate Post

As mentioned in the SSC/ Equivalent or Birth Certificate - In case of Other Posts

Date of Birth (DD/MM/YYYY) * Age as on 01/07/2019

13/06/1989 30Years 0Months 19Days

As mentioned in VIIth Certificate/ Birth Certificate

6. Gender



7. Category



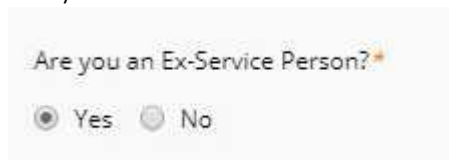
8. Are You a Physically Handicapped person?

Click on Yes if physically Handicapped person. On click Yes you will get Nature of Disability.

- If Visually Handicapped (VH), click on box and select the percentage disability
- If Hearing Handicapped (HH), click on box and select the percentage disability
- If Orthopedically Challenged (OC), click on box and select the percentage disability
- The minimum person to be eligible for Physically Handicap is 40%
- Visually Handicapped and Hearing Handicapped person is not eligible to apply for Stenographer Grade III, Typist and Copyist posts
- If scribe help is required during examination, click on yes in Scribe required section



9. Are you an Ex-Service Person?



10. Mobile Number

11. Confirm Mobile Number (Fill same number as in above mobile number)

12. Email ID

13. Confirm Email ID(Fill same email ID as in above email ID)

NOTE: You will receive your OTPR ID, Password and all further communication to the Mobile Number and Email ID provided here

Mobile Number*	Confirm Mobile Number*	email ID	Confirm Email ID
9876543210	9876543210	test@gmail.com	test@gmail.com

14. Address for Communication

Address for Communication

Address Line 1*	Address Line 2*	State*	Country*
House 10-10-7A	Road No-1, K. Gopal Reddy	Andhra Pradesh	INDIA
Pincode*	City*	Pincode*	
500001	KHANSI	500001	

15. Select Permanent Address same as Communication Address? As Yes if your communication address is same as Permanent address

Permanent Address same as Communication Address? *

Yes No

16. Click on declaration by candidate box

Declaration By The Candidate

I here by declare that the information furnished by me is correct

17. See code shown in image and fill it in the below box. If code you have entered is incorrect it will ask to fill again with new code.

Type the text shown in the image above.
Enter 7 characters. No spaces.
No special characters.

v6V1jb7

Get New Image

Help

18. Click on Register

Register

Step 4: On successful submission you will get a SMS and email(if provided)

The SMS and email will contain OTPR ID and Password. This ends your Registration Part.

Instruction

Note

You have completed the Part A Registration of your application process. Please use OTPR ID : **TSH000033** for future purpose.

In order to complete Part B: Application, please do the following:

- 1) Login using One Time Profile Registration ID (OTPR ID).
- 2) Select Post, judicial District and fill the application.
- 3) Upload recent Photograph and image of Signature.
- 4) Submit the application form to proceed to Fee Payment.
- 5) Make the Fee Payment through Debit Card/Credit Card/Bank Banking/Offline Chubbi (TSOnline Center)
- 6) On successful payment, candidate will receive the application number on email ID/Mobile number.

Close

Whether the applicant is an Ex-Serviceman?
 Yes No

Communication Details

Mobile Number 91 9222 11111	Email ID arjun...@gmail.com
--------------------------------	--------------------------------

Address for Communication

Address Line 1 H No- 10-10-1/A	Address Line 2 Road No -1, Behind Bustap	Name Keesara	State TELANGANA
District Rangareddy	City KEESARA	Pincode 500001	

Permanent Address

Address Line 1 H No- 10-10-1/A	Address Line 2 Road No -1, Behind Bustap	Name Keesara	State TELANGANA
District Rangareddy	City KEESARA	Pincode 500001	

version: 10.07.21

PART B (Applying for post and payment of Exam Fee)

You can apply for multiple eligible posts using one OTPR ID.

Note:

In order to complete Part B: Application, please do the following:

- 1) Login using One Time Profile Registration ID (OTPR ID).
 - 2) Select Post, Judicial District and fill the application.
 - 3) Upload recent Photograph and Image of Signature.
 - 4) Submit the application form to proceed to Fee Payment.
 - 5) Make the Fee Payment through Debit Card/Credit Card/Net Banking/Offline Challan (TSOnline Centers)
 - 6) On successful payment, candidate will receive the application number on email ID/Mobile number.
-

Below are the steps for applying for post

Step 1: If you have registered now then the page will take directly to application page. Click on Application

HIGH COURT FOR THE STATE OF TELANGANA
HYDERABAD

NOTE: 1. Click on Application
2. To apply for post click on "Click here to fill the Application" 3. To edit the application click on Action button present under Application Form Tab

Application

Personal Details

Application No. TSH000033	Which Post are you applying for? Other Posts	Name of the Applicant ARJUN	Name of Father/Mother/Guardian Arhey
Relationship Father	Date of birth 13Jun1989	Age as on 01/01/2019 30Years 0Months 19Days.	Gender Male
Category OC	Are You a Physically Handicapped person? No		
Whether the applicant is an Ex-Serviceman? No			

Communication Details

Mobile Number 91 98494 11111	Email ID arjun.s...s@gmail.com
---------------------------------	-----------------------------------

Address for Communication

Address Line 1 H No- 10-10-1/A	Address Line 2 Road No - 1, Behind Busstop	Ward Keesara	State TELANGANA
District Rangareddy	City KEESARA	Pincode 500001	

Permanent Address

Address Line 1 H No- 10-10-1/A	Address Line 2 Road No - 1, Behind Busstop	Ward Keesara	State TELANGANA
District Rangareddy	City KEESARA	Pincode 500001	

Step 2: If you have registered before and applying later you have to login using below link

<https://cdn3.digialm.com/EForms/configuredHtml/2130/62108/login.html>

Use OTPR ID and Password sent to Mobile number (SMS) or email ID (if provided)

HIGH COURT FOR THE STATE OF TELANGANA
HYDERABAD

CANDIDATE LOGIN

One Time Profile Registration ID*

TS000000

Password*

Login [Forgot Password*](#)

Note: New User? [Click Here to Register](#)

Version: 13.07.01

Step 3: Click on Application

[Logout](#)

HIGH COURT FOR THE STATE OF TELANGANA HYDERABAD

NOTE: 1. Click on Application
2. To apply for post click on 'Click here to fill the application' 3. To edit the application click on Action button present under Application Form Tab

Personal DetailsApplication

Personal Details

Application No TSH000033	Which Post are you applying to? Other Posts	Name of the Applicant ARJUN	Name of Father/Mother/Guardian Arava
Relationship Father	Date of birth 13Jun/1989	Age as on 01/07/2019 30Years 0Months 19Days	Gender Male
Category OC	Are You a Physically Handicapped person? No		
Whether the applicant is an Ex-Serviceman? No			

Communication Details

Mobile Number 984942713	Email ID arjun.k.v.s@gmail.com
-----------------------------------	--

Address for Communication

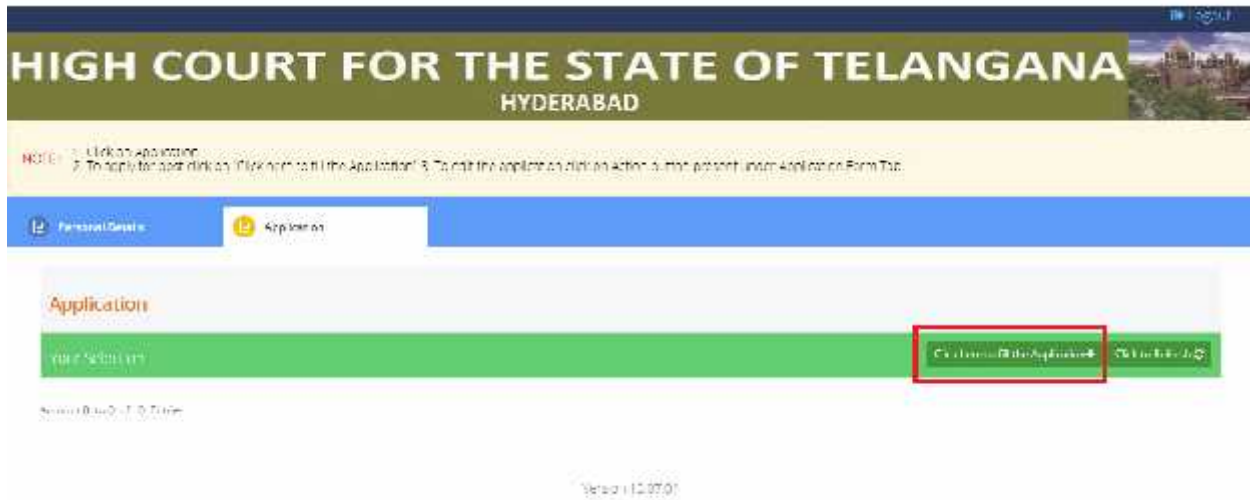
Address Line 1 H No- 10-10-1/A	Address Line 2 Road No - 1, Behind Bustop	Neighbour Keesara	State TELANGANA
District Rangareddy	City KEESARA	Pincode 500001	

Permanent Address

Address Line 1 H No- 10-10-1/A	Address Line 2 Road No - 1, Behind Bustop	Neighbour Keesara	State TELANGANA
District Rangareddy	City KEESARA	Pincode 500001	

Version: 14.07.19

Step 4: Click on “Click here to fill the application”



Step 5: A separate window will open with below instructions

Instructions

Read below instructions carefully, Fields marked with * are mandatory.

PART B (Application Form)

- 1) Select Post, Judicial District and fill the application.
- 2) Upload recent Photograph and Image of Signature.
- 3) Submit the application form. Once you submit you will receive the application number to SMS/email (If provided).
- 4) Proceed to Fee Payment
- 5) Make the Fee Payment through Debit Card/Credit Card/Net Banking/Mobile Wallet/Offline Challan (TSONline Centers).
- 6) For Offline Challan, candidate should go to TSONline Centers after 24 hours but before 48 hours after submitting application.
- 7) In case of any queries, please contact help desk.

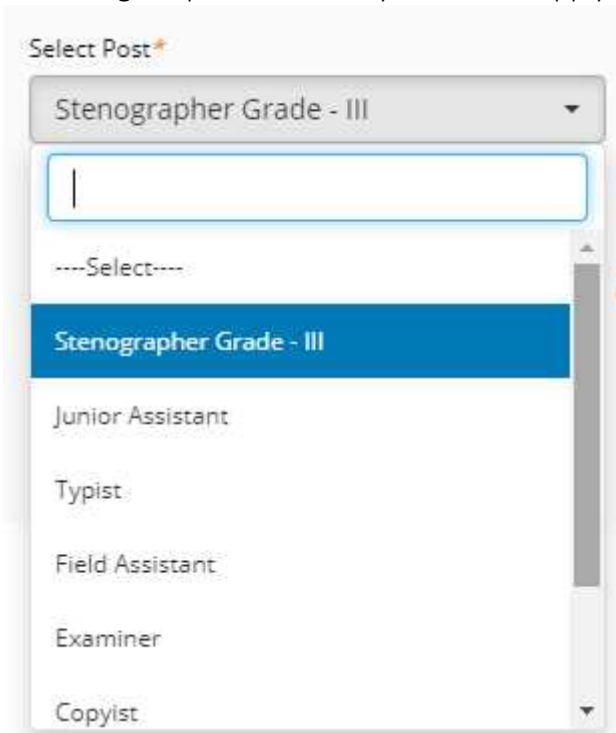
After reading instructions carefully, click on close

Step 6: You have to fill below highlighted 5 sections to complete application



Step 7: Post Selection

1. Select eligible post for which you want to apply. Use scroll bar to see more posts



2. Select Judicial District

Select Judicial District *

Adilabad

---Select---

Adilabad

Metropolitan Sessions Courts, Hyderabad

City Civil Court, Hyderabad

City Small Causes Court, Hyderabad

Khammam

Karimnagar

3. Are you Local to the above selected Judicial District?
Click on Yes if you are local to district selected in point no.2
Click on No if you are not local to district selected in point no.2

Are you Local to the above selected Judicial District? *

Yes No

4. After completing Point no 1,2 and 3 click on Save and Next to go to next page

SAVE & NEXT

Step 8: In Applicant Details page select local District and click on Save and Next

HIGH COURT FOR THE STATE OF TELANGANA HYDERABAD

Logout

Post Selection

Application Details

Qualification Details

Exam City Preference Details

Documents Upload and Payment

Personal Details

Which Post are you applying for? OTHER POSTS	Name as in SSC or Equivalent Certificate* ALJUN	Name of Father/Mother/Guardian * ARNAV	Relationship* FATHER
Date of Birth (DD/MM/YYYY)* 13/06/1985	Age as on 01/07/2019 39Years 0Months 19Days	Gender* MALE	Category* OC
Are You a Physically Handicapped person? * NO			
Are you an Ex-Service Person? * NO			
Mobile No* 9849444444	Confirm Mobile No* 9849444444	Email ID* aljun@gmail.com	Confirm Email ID* aljun@gmail.com

Address for Communication

Address Line 1* H NO-16-10-1/A	Address Line 2 ROAD NO-1, BEHIND BUSTOP	Mandla KEESARA	State* TELANGANA
District* RANGAREDDY	City* KEESARA	Pincode* 500001	Permanent Address same as Communication Address? * YES

Permanent Address

Address Line 1* H NO-16-10-1/A	Address Line 2 ROAD NO-1, BEHIND BUSTOP	Mandla KEESARA	State* TELANGANA
District* RANGAREDDY	City* KEESARA	Pincode* 500001	

Additional Details

To Understand your Local District criteria, Please refer notification dated 31-july-2019. Please specify your Local District :

Local District*
Please select Local District.

SAVE & NEXT

Version 13.07.01

Step 9: Qualification details page will have Post specific details. Please fill appropriate details and click on Save and Next.

Candidates shall not be eligible for appointment if they do not possess an adequate knowledge of the language or languages of the District in which they are to be appointed.

Provided that where two or more languages are specified for a District and sufficient number of candidates who have an adequate knowledge of all the languages are not available, candidates who have an adequate knowledge of any one of languages according to the needs of the District will be selected and such candidate shall be eligible for appointment in that District.

LIST CONTAINING THE LANGUAGES OF THE DISTRICTS

DISTRICT	LANGUAGES
HYDERABAD	TELUGU AND URDU/HINDI
ADILABAD	TELUGU, URDU/HINDI AND MARATHI
KARIMNAGAR	TELUGU AND URDU/HINDI
KHAMMAM	TELUGU AND URDU/HINDI
MAHABUBNAGAR	TELUGU AND URDU/HINDI
MEDAK	TELUGU AND URDU/HINDI
NALGONDA	TELUGU AND URDU/HINDI
NIZAMABAD	TELUGU AND URDU/HINDI
WARANGAL	TELUGU AND URDU/HINDI
RANGA REDDY	TELUGU AND URDU/HINDI

Examinations Details (Languages Section)

Select Language Section Language Section

Telugu
 Urdu
 Hindi
 Marathi

Type of Study

Select Study Type

Regular Study
 Private Study
 Open Learning

Regular Candidates who have completed study in school and colleges in Telangana State. The students of private schools are eligible for admission on condition of transfer to a regular school in their own or nearest educational institution during the absence of their regular school of study in their locality. Admission to one (one) regular school is allowed for the first year only.

Open Learning - Admitted to Open mode for Open Learning.

Open Study for Open mode Learning

Sl. No.	Serial Name	Serial Name	Year of Passing
01-000	Serial Name Please select serial name	Serial Name Please select serial name	Year of Passing Please select Year of Passing
02-000	Serial Name Please select serial name	Serial Name Please select serial name	Year of Passing Please select Year of Passing
03-000	Serial Name Please select serial name	Serial Name Please select serial name	Year of Passing Please select Year of Passing
04-000	Serial Name Please select serial name	Serial Name Please select serial name	Year of Passing Please select Year of Passing
05-000	Serial Name Please select serial name	Serial Name Please select serial name	Year of Passing Please select Year of Passing
06-000	Serial Name Please select serial name	Serial Name Please select serial name	Year of Passing Please select Year of Passing
07-000	Serial Name Please select serial name	Serial Name Please select serial name	Year of Passing Please select Year of Passing
08-000	Serial Name Please select serial name	Serial Name Please select serial name	Year of Passing Please select Year of Passing
09-000	Serial Name Please select serial name	Serial Name Please select serial name	Year of Passing Please select Year of Passing
10-000	Serial Name Please select serial name	Serial Name Please select serial name	Year of Passing Please select Year of Passing

XII/OSCE or Equivalent Details

Name of the Board/Institution

Name of the Board/Institution
 Year of Passing
 Please select Year of Passing
 Serial Name
 Please select serial name

Intermediate or Equivalent Details

Name of the Board/Institution

Name of the Board/Institution
 Year of Passing
 Please select Year of Passing

English Details

Name of the Board/Institution

Name of the Board/Institution
 Year of Passing
 Please select Year of Passing
 Roll No./Registration Number
 Please select Roll No./Registration Number

Other Qualifications

English (Intermediate or equivalent) details

High grade
 Lower grade
 Name of the Board
 Please select serial name
 Year of Passing
 Please select Year of Passing

English (Passing to higher grade) details

Name of the Board
 Please select serial name
 Year of Passing
 Please select Year of Passing
 Roll No./Registration Number
 Please select Roll No./Registration Number

Other (If any) details of a candidate in English Language

Yes
 No

Please specify details of other Academic/Technical Qualification possessed if any

Details of other Academic/Technical Qualification possessed if any
 Parents' Approval/No.
 Parents' Approval/No.

Step 10: Exam City Preference

You have to give three exam city preferences in highest to lowest order of priority. All the preferences should be different.

The screenshot shows the 'Exam City Preference Details' page on the High Court for the State of Telangana website. The page has a blue header with the court's name and a navigation menu. The main content area contains a light blue box with instructions: 'NOTE: The High Court for the State of Telangana reserves the right to allot candidates to any examination centre other than the preferred centres given by the applicant, or to allow to create a new centre for certain valid reasons. Request for change of the centre will not be entertained.' Below this, there are three dropdown menus for selecting exam cities: 'Preference 1' (Adilabad), 'Preference 2' (Rangareddy), and 'Preference 3' (Warangal). A 'SAVE & CONTINUE' button is located at the bottom right of the form.

Step 11: Document Upload and Payment Section

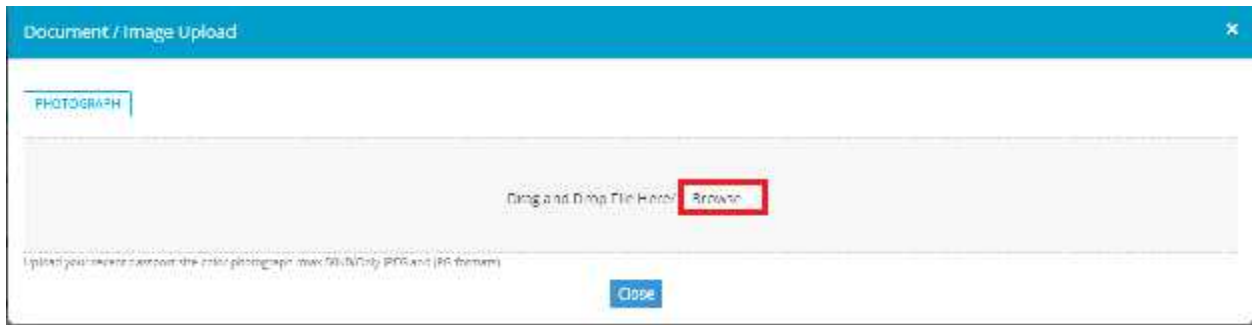
- 1) Read the instructions carefully

Important Instructions:
1. Candidate should submit their required original certificates along with 2 sets of photocopies attested by the Succeeded Officer, during document verification at the time of interview.
2. Must upload your recent passport size photograph and image of your signature. The format of Photograph / Signature Image should be JPG / JPEG and the size should not exceed 80 KB.
3. Check the correctness of the Photograph and Image of Signature that are uploaded. If you are not satisfied, you may upload them again before proceeding to Payment.
4. The Photograph should be a colour photograph and taken in plain background. The face should occupy about 50% of full face view looking into the camera directly. The main features of the face must not be covered by hair or the head, any shadow, forehead, eyes, nose, chin should be clearly visible.

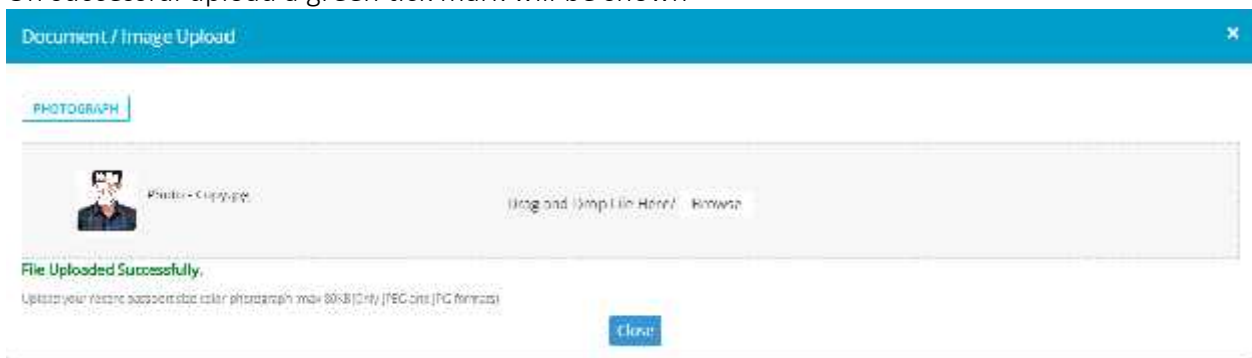
- 2) Click on Passport size upload button for uploading photograph and signature button for uploading signature.

The screenshot shows two upload buttons. The first button is labeled 'Upload your recent passport size color photograph.*' and has a blue button that says 'Click here to upload'. To the right of the button, it says 'Size should not exceed 80 KB'. The second button is labeled 'Upload the image of your signature.*' and has a blue button that says 'Click here to upload'. To the right of the button, it says 'Size should not exceed 80 KE'.

Click on browse to select file saved in the system



On successful upload a green tick mark will be shown



Similarly upload signature.

3) Exam Fee Details

You can pay through two options – Online or Offline, once selected click on declaration and submit. For Exam Fee details refer to notification.

- a. Online – For online payment you have below options
 - BHIM UPI
 - Debit Card
 - Credit Card
 - Net Banking
 - Paytm

b. Challan Payment

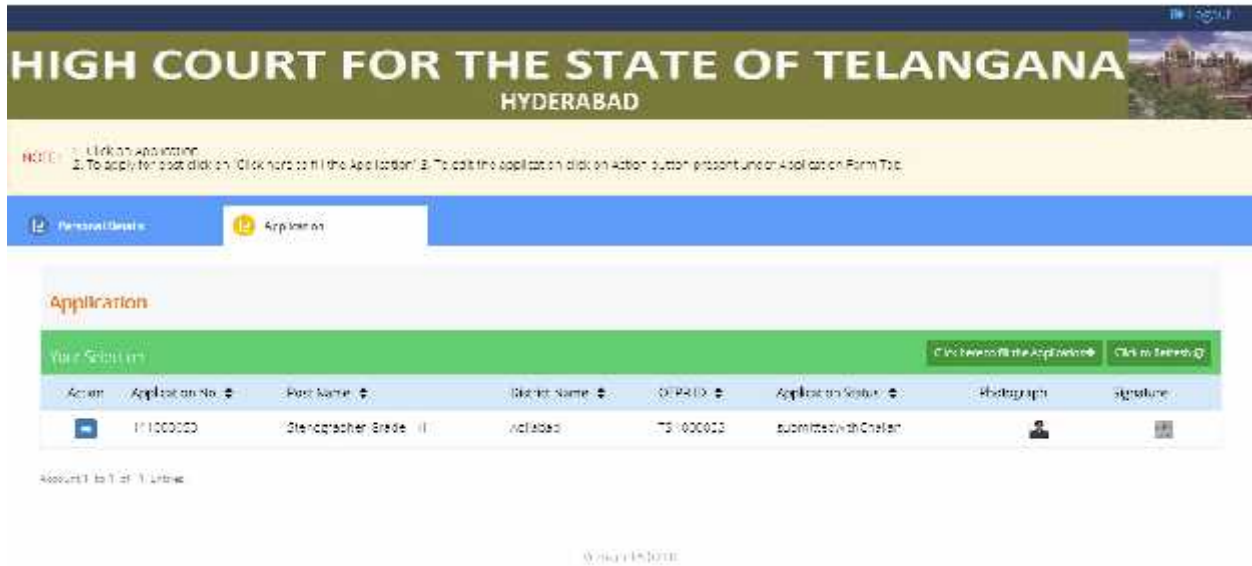
- After clicking on submit you will see success message
- To download challan go to below highlighted challan tab
- Click on “here” to download challan

Post Stenographer Grade - II	Judicial District Adilabad	Are you looking to the above selected Judicial Center? Yes
---------------------------------	-------------------------------	---

- Challan will be in below format

Read instructions carefully on challan.

Step 12: You can refresh and see successfully submitted application after login



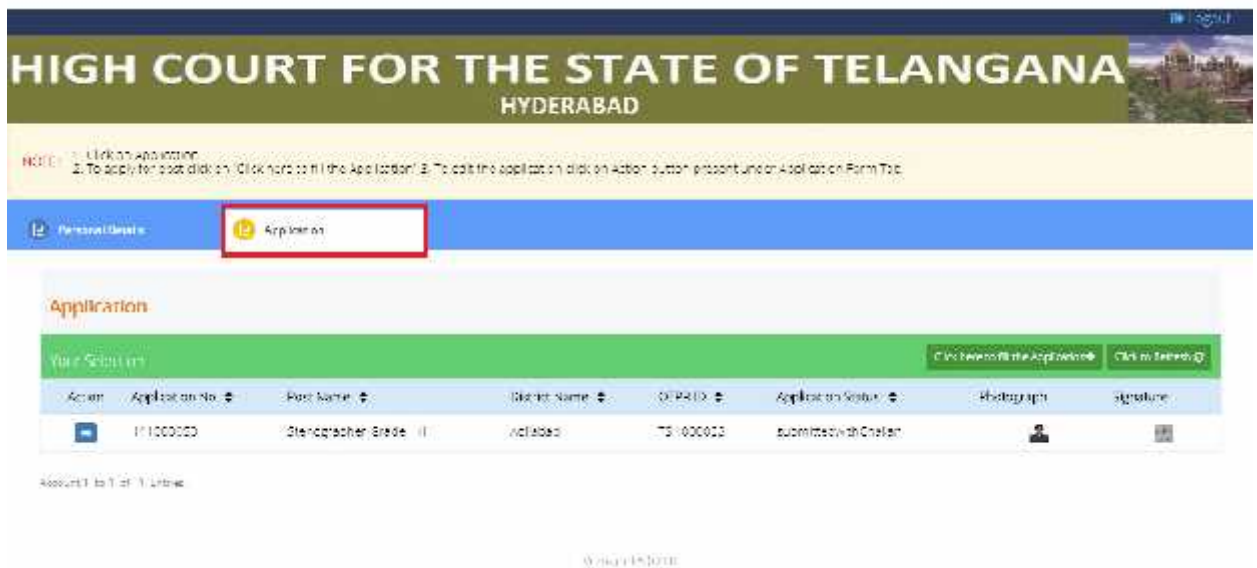
This step completes your Part B, Application part.

Follow below steps to apply for another post.

Step 1: Login using OTPR ID and Password



Step 2: Click on Application



Step 3: Click on “Click here to fill the application”



Step 4: A separate window will open for filling details



Step 5: Fill Applicant details, Qualification Details, Exam City Preference Details

Step 6: Pay Exam Fee for completion of application.

Candidate Help Desk

If you do not receive a Confirmation email after completion of application process or have any query or concern, you can connect with the Candidate Help Desk by e-mail (helpdesk-tshc@telangana.gov.in) or call on 040-23688394. Please have your User ID and/or Payment Transaction Number details at hand for reference.

Working Hours

Telephone: 040-23688394

Email: helpdesk-tshc@telangana.gov.in

Working Hours - 10:00 AM to 5:00 PM. (1:00 PM – 2:00 PM Lunch break)

Mail can be sent anytime but response will be sent only in working hours of High Court.

Mock Test

For Candidate practice on Computer Based Test, Please use below link:

<https://learning.tcsionhub.in:443/OnlineAssessment/index.html?1016@@M439>

Note: The above mock test is only for practice, refer to Notification for structure and duration of the examination.